

Introductory sub-table (1)(a)

Name of the Company: DISHMAN PHARMACEUTICALS AND CHEMICALS LIMITED


Scrip Code, Name of the scrip, class of security:

BSE Scrip Code : 532526

NSE Symbol : Dishman, Series: Equity


Quarter ended: 30th June, 2011

Partly paid-up shares:-	No. of partly paid-up shares	As a % of total no. of partly paid-up shares	As a % of total no. of shares of the company
Held by promoter/promoter group	0	0	0
Held by public	0	0	0
Total - D	0	0	0
Outstanding convertible securities:-	No. of outstanding securities	As a % of total no. of outstanding convertible securities	As a % of total no. of shares of the company, assuming full conversion of the convertible securities
Held by promoter/promoter group	0	0	0
Held by public	0	0	0
Total - E	0	0	0
Warrants:-	No. of warrants	As a % of total no. of warrants	As a % of total no. of shares of the company, assuming full conversion of warrants
Held by promoter/promoter group	0	0	0
Held by public	0	0	0
Total - F	0	0	0
Total paid-up capital of the company, assuming full conversion of warrants and convertible securities (Grand Total (A+B+C)+(D+E+F)	80697136	100.00	100.00



Statement Showing Shareholding Pattern

Category code	Category of Shareholder	Number of Shareholders	Table (I)(a)					Shares Pledged or otherwise encumbered
			Total number of shares	Number of shares held in dematerialized form	As a percentage of (A+B) ¹	As a percentage of (A+B+C)	Number of shares	
(I)		(III)	(IV)	(V)	(VI)	(VII)	(VIII)	(IX) = (VIII)/(IV)*100
(A)	Shareholding of Promoter and Promoter Group ²							
	1 Indian							
(a)	Individuals/ Hindu Undivided Family	9	48789912	48789912	60.46	60.46	0	0.00
(b)	Central Government/ State Government(s)	0	0	0	0.00	0.00	0	0.00
(c)	Bodies Corporate	1	6000000	6000000	0.74	0.74	0	0.00
(d)	Financial Institutions/ Banks	0	0	0	0.00	0.00	0	0.00
(e)	Any Others(Specify)	0	0	0	0.00	0.00	0	0.00
	Sub Total(A)(1)	10	49389912	49389912	61.20	61.20	0	0.00
	2 Foreign							
a	Individuals (Non-Residents Individuals/ Foreign Individuals)	0	0	0	0.00	0.00	0	0.00
b	Bodies Corporate	0	0	0	0.00	0.00	0	0.00
c	Institutions	0	0	0	0.00	0.00	0	0.00
d	Any Others(Specify)	0	0	0	0.00	0.00	0	0.00
	Sub Total(A)(2)	0	0	0	0.00	0.00	0	0.00
	Total Shareholding of Promoter and Promoter Group (A) = (A)(1)+(A)(2)	10	49389912	49389912	61.20	61.20	0	0.00
(B)	Public shareholding							
	1 Institutions							
(a)	Mutual Funds/ UTI	12	4283671	4283671	5.31	5.31	0	0.00
(b)	Financial Institutions /Banks	9	2107001	2107001	2.61	2.61	0	0.00
(c)	Central Government/ State Government(s)	0	0	0	0.00	0.00	0	0.00
(d)	Venture Capital Funds	0	0	0	0.00	0.00	0	0.00
(e)	Insurance Companies	0	0	0	0.00	0.00	0	0.00
(f)	Foreign Institutional Investors	28	6207874	6207874	7.69	7.69	0	0.00
(g)	Foreign Venture Capital Investors	0	0	0	0.00	0.00	0	0.00
(h)	Any Other (specify)	0	0	0	0.00	0.00	0	0.00
	Sub-Total (B)(1)	49	12598546	12598546	15.61	15.61	0	0.00




B 2		Non-institutions											
(a)	Bodies Corporate	567	12352353	12352353	15.31	15.32	0				0.00		
(b)	Individuals												
I	Individuals - i. Individual shareholders holding nominal share capital up to Rs 1 lakh	23614	5085133	5084737	6.30	6.30	0				0.00		
II	ii. Individual shareholders holding nominal share capital in excess of Rs. 1 lakh.	3	599245	599245	0.74	0.74	0				0.00		
(c)	Any Other (specify)												
(c-i)	clearing Member	180	178011	178011	0.22	0.22	0				0.00		
(c-ii)	Non Resident Indians	630	493936	493936	0.61	0.61	0				0.00		
	Sub-Total (B)(2)	24994	18708678	18708282	23.19	23.19	0				0.00		
(B)	Total Public Shareholding (B)= (B)(1)+(B)(2)	25043	31307224	31306828	38.80	38.80	0				0.00		
	TOTAL (A)+(B)	25053	80697136	80696740	100.00	100.00	0				0.00		
(C)	Shares held by Custodians and against Depository Receipts have been issued which												
1	Promoter and Promoter Group	0	0	0	0	0.00	0				0.00		
2	Public	0	0	0	0	0.00	0				0.00		
	Sub-Total (C)	0	0	0	0	0	0				0.00		
	GRAND TOTAL (A)+(B)+(C)	25053	80697136	80696740	100.00	100.00	0				0.00		



(D)(b) Statement showing Shareholding of persons belonging to the category "Promoter and Promoter Group"

Sr. No.	Name of the shareholder	Total shares held			Shares pledged or otherwise encumbered		
		Number of shares	As a % of grand total + (B) + (C)	(A)	Number	As a percentage (VI)=(V)/(III)*100	As a % of grand total (A)+(B)+(C) of sub-clause (I)(a)
(i)	(ii)	(iii)	(iv)	(v)	(vi)	(vii)	
1	JANMEJAY R. VYAS	25291343	31.34	0	0.00	0.00	
2	DEOHOOTI J. VYAS	10964500	13.59	0	0.00	0.00	
3	ARPIT J. VYAS	12359600	15.32	0	0.00	0.00	
4	MANSI J. VYAS	36500	0.05	0	0.00	0.00	
5	ADITI J. VYAS	103619	0.13	0	0.00	0.00	
6	BHADRA RAJ HOLDINGS PRIVATE LIMITED	600000	0.74	0	0.00	0.00	
7	SANJAY S. MAJMUDAR	21650	0.03	0	0.00	0.00	
8	RATNA S. MAJMUDAR	12350	0.02	0	0.00	0.00	
9	ASHOK C. GANDHI	150	0.00	0	0.00	0.00	
10	ANIP A. GANDHI	200	0.00	0	0.00	0.00	
TOTAL		49389912	61.20	0	0.00	0.00	



(1)(c) Statement showing Shareholding of persons belonging to the category "Public" and holding more than 1% of the total number of shares

Sr. No.	Name of the shareholder	Number of shares	Shares as a percentage of total number of shares i.e., Grand Total (A)+(B)+(C) indicated in Statement at para (1)(a) above)
1	HDFC STANDARD LIFE INSURANCE COMPANT LIMITED	5598819	6.94
2	BIRLA SUN LIFE INSURANCE COMPANY LIMITED	3753584	4.65
3	FEDERATED KAUFMANN FUND	1946734	2.41
4	SBI MUTUAL FUND - MAGNUM TAX GAIN 1993	1219519	1.51
5	LIC OF INDIA MARKET PLUS-1	1151548	1.43
6	KOTAK INDIA FOCUS FUND	1000000	1.24
7	KOTAK MAHINDRA (UK) LTD A/C KOTAK INDIA FOCUSFUND II	1000000	1.24
8	BAJAJ ALLIANZ LIFE INSURANCE COMPANY LTD.	943290	1.17
9	HDFC TRUSTEE COMPANY LTD A/C HDFC MID-CAPOPPORTUNITIES FUND	846375	1.05
10	HDFC TRUSTEE COMPANY LIMITED- HDFC PRUDENCE FUND	825602	1.02
	TOTAL	18285471	22.66




(D)(d) Statement showing details of locked-in shares

Sr. No.	Name of the shareholder	Number of locked-in shares	Locked-in shares as a percentage of total number of shares {i.e., Grand Total (A)+(B)+(C) indicated in Statement at para (D)(a) above}
1	NOT APPLICABLE		
2			
3			
4			
5			
6			
7			
8			
9			
TOTAL			



(H)(a) Statement showing details of Depository Receipts (DRs)

Sr. No.	Type of outstanding DR (ADRs, GDRs, SDRs, etc.)	Number of outstanding DRs	Number of shares underlying outstanding DRs	Shares underlying outstanding DRs as a percentage of total number of shares {i.e., Grand Total (A)+(B)+(C) indicated in Statement at para (I)(a) above}
1	NOT APPLICABLE			
2				
3				
4				
5				
6				
7				
8				
9				
TOTAL				



(1D)(b)	Statement showing holding of Depository Receipts (DRs), where underlying shares held by "promoter/promoter group" are in excess of 1% of the total number of shares			
Sr. No.	Name of the DR Holder	Type of outstanding DR (ADRs, GDRs, SDRs, etc.)	Number of shares underlying outstanding DRs	Shares underlying outstanding DRs as a percentage of total number of shares (i.e., Grand Total (A)+(B)+(C) indicated in Statement at para (1)(a) above)
1	NOT APPLICABLE			
2				
3				
4				
5				
6				
7				
8				
9				
TOTAL				

