


## Introductory sub-table (I)(a)

Name of the Company: DISHMAN PHARMACEUTICALS AND CHEMICALS LIMITED			
Scrip Code, Name of the scrip, class of security:			
NSE: Symbol: DISHMAN, Security -Equity		BSE Scrip Code-532526	
Quarter ended: 30th June,2013			
<b>Partly paid-up shares:-</b>			
	<b>No. of partly paid-up shares</b>	<b>As a % of total no. of partly paid-up shares</b>	<b>As a % of total no. of shares of the company</b>
Held by promoter/promoter group	0	0	0
Held by public	0	0	0
<b>Total</b>	<b>0</b>	<b>0</b>	<b>0</b>
<b>Outstanding convertible securities:-</b>			
	<b>No. of outstanding securities</b>	<b>As a % of total no. of outstanding convertible securities</b>	<b>As a % of total no. of shares of the company, assuming full conversion of the convertible securities</b>
Held by promoter/promoter group	0	0	0
Held by public	0	0	0
<b>Total</b>	<b>0</b>	<b>0</b>	<b>0</b>
<b>Warrants:-</b>			
	<b>No. of warrants</b>	<b>As a % of total no. of warrants</b>	<b>As a % of total no. of shares of the company, assuming full conversion of warrants</b>
Held by promoter/promoter group	0	0	0
Held by public	0	0	0
<b>Total</b>	<b>0</b>	<b>0</b>	<b>0</b>
<b>Total paid-up capital of the company, assuming full conversion of warrants and convertible securities</b>			
80697136			



Statement Showing Shareholding Pattern								
Category code	Category of Shareholder	Number of Shareholders	Total number of shares	Number of shares held in dematerialized form	Total shareholding as a percentage of total number of shares		Shares Pledged or otherwise encumbered	
					As a percentage of (A+B) <sup>1</sup>	As a percentage of (A+B+C)	Number of shares	As a percentage
(i)	(ii)	(iii)	(iv)	(v)	(vi)	(vii)	(viii)	(ix) - (viii)/(iv)*100
<b>(A)</b>	<b>Shareholding of Promoter and Promoters</b>							
<b>1</b>	<b>Indian</b>							
(a)	Individuals/ Hindu Undivided Family	9	48920319	48920319	60.62	60.62	9615000	19.65
(b)	Central Government/ State Government(s)	0	0	0	0.00	0.00	0	0.00
(c)	Bodies Corporate	1	600000	600000	0.74	0.74	0	0.00
(d)	Financial Institutions/ Banks	0	0	0	0.00	0.00	0	0.00
(e)	Any Others (Specify)	0	0	0	0.00	0.00	0	0.00
(e-i)		0	0	0	0.00	0.00	0	0.00
(e-ii)		0	0	0	0.00	0.00	0	0.00
	<b>Sub Total(A)(1)</b>	<b>10</b>	<b>49520319</b>	<b>49520319</b>	<b>61.37</b>	<b>61.37</b>	<b>9615000</b>	<b>19.42</b>
<b>2</b>	<b>Foreign</b>							
a	Individuals (Non-Residents Individuals/ Foreign Individuals)	0	0	0	0.00	0.00	0	0.00
b	Bodies Corporate	0	0	0	0.00	0.00	0	0.00
c	Institutions	0	0	0	0.00	0.00	0	0.00
d	Qualified Foreign Investor	0	0	0	0.00	0.00	0	0.00
e	Any Others (Specify)	0	0	0	0.00	0.00	0	0.00
e-i		0	0	0	0.00	0.00	0	0.00
e-ii		0	0	0	0.00	0.00	0	0.00
	<b>Sub Total(A)(2)</b>	<b>0</b>	<b>0</b>	<b>0</b>	<b>0.00</b>	<b>0.00</b>	<b>0</b>	<b>0.00</b>
	<b>Total Shareholding of Promoter and</b>	<b>10</b>	<b>49520319</b>	<b>49520319</b>	<b>61.37</b>	<b>61.37</b>	<b>9615000</b>	<b>19.42</b>
<b>(B)</b>	<b>Public shareholding</b>							
<b>1</b>	<b>Institutions</b>							
(a)	Mutual Funds/ UTI	9	3145097	3145097	3.90	3.90	0	0.00
(b)	Financial Institutions/ Banks	11	1977089	1977089	2.45	2.45	0	0.00
(c)	Central Government/ State Government(s)	0	0	0	0.00	0.00	0	0.00
(d)	Venture Capital Funds	0	0	0	0.00	0.00	0	0.00
(e)	Insurance Companies	0	0	0	0.00	0.00	0	0.00
(f)	Foreign Institutional Investors	34	6938066	6938066	8.60	8.60	0	0.00
(g)	Foreign Venture Capital Investors	0	0	0	0.00	0.00	0	0.00
(h)	Qualified Foreign Investor	0	0	0	0.00	0.00	0	0.00
(i)	Any Other (specify)	0	0	0	0.00	0.00	0	0.00
(i-i)		0	0	0	0.00	0.00	0	0.00
(i-ii)								
	<b>Sub-Total (B)(1)</b>	<b>54</b>	<b>12060252</b>	<b>12060252</b>	<b>14.95</b>	<b>14.95</b>	<b>0</b>	<b>0.00</b>



<b>B 2</b>	<b>Non-institutions</b>							
(a)	Bodies Corporate	622	6577811	6577811	8.15	8.15	0	0.00
(b)	Individuals							
I	i. Individual shareholders holding nominal share capital up to Rs 1 lakh	34556	10054373	10053977	12.46	12.46	0	0.00
II	ii. Individual shareholders holding nominal share capital in excess of Rs. 1 lakh.	13	1360313	1360313	1.69	1.69	0	0.00
(c)	Qualified Foreign Investor	0	0	0	0.00	0.00	0	0.00
(d)	Any Other (specify)							
(d-i)	Clearing Member	266	413283	413283	0.51	0.51	0	0.00
(d-ii)	Non Resident Indian	758	710785	710785	0.88	0.88	0	0.00
	<b>Sub-Total (B)(2)</b>	<b>36215</b>	<b>19116565</b>	<b>19116169</b>	<b>23.69</b>	<b>23.69</b>	<b>0</b>	<b>0.00</b>
(B)	<b>Total Public Shareholding (B)= (B)(1)+(B)(2)</b>	<b>36269</b>	<b>31176817</b>	<b>31176421</b>	<b>38.63</b>	<b>38.63</b>	<b>0</b>	<b>0.00</b>
	<b>TOTAL (A)+(B)</b>	<b>36279</b>	<b>80697136</b>	<b>80696740</b>	<b>100.00</b>	<b>100.00</b>	<b>9615000</b>	<b>11.91</b>
(C)	Shares held by Custodians and against which Depository Receipts have been issued							
1	Promoter and Promoter Group	0	0	0	0	0.00	0	0.00
2	Public	0	0	0	0	0.00	0	0
	<b>Sub-Total (C)</b>	<b>0</b>	<b>0</b>	<b>0</b>	<b>0</b>	<b>0</b>	<b>0</b>	<b>0</b>
	<b>GRAND TOTAL (A)+(B)+(C)</b>	<b>36279</b>	<b>80697136</b>	<b>80696740</b>	<b>100.00</b>	<b>100.00</b>	<b>9615000</b>	<b>11.91</b>



(D)(b) Statement showing holding of securities (including shares, warrants, convertible securities) of persons belonging to the category "Promoter and Promoter Group"

Sr. No.	Name of the shareholder	Details of Shares held		Encumbered shares (*)			Details of warrants		Details of convertible securities		Total shares (including underlying shares assuming full conversion of warrants and convertible securities) as a % of diluted share capital
		Number of shares held	As a % of grand total (A)+(B)+(C)	No.	As a percentage	As a % of grand total (A)+(B)+(C) of sub-clause (I)(a)	Number of warrants held	As a % total number of warrants of the same class	Number of convertible securities held	As a % total number of convertible securities of the same class	
(i)	(ii)	(iii)	(iv)	(v)	(vi)=(v)/(iii)*100	(vii)	(viii)	(ix)	(x)	(xi)	(xii)
1	Jannejay R. Vyas	25421750	31.50	9615000	37.82	11.81	0	0	0	0	0
2	Arpit J. Vyas	12359600	15.32	0	0.00	0.00	0	0	0	0	0
3	Dechhooji J. Vyas	10964500	13.59	0	0.00	0.00	0	0	0	0	0
4	Aditi J. Vyas	103619	0.13	0	0.00	0.00	0	0	0	0	0
5	Manai J. Vyas	36500	0.05	0	0.00	0.00	0	0	0	0	0
6	Bhadra-Raj Holdings Private Limited	600000	0.74	0	0.00	0.00	0	0	0	0	0
7	Sanjay S. Majmudar	21650	0.03	0	0.00	0.00	0	0	0	0	0
8	Ratna S. Majmudar	12350	0.02	0	0.00	0.00	0	0	0	0	0
9	Anip A. Gandhi	200	0.00	0	0.00	0.00	0	0	0	0	0
10	Ashok C. Gandhi	150	0.00	0	0.00	0.00	0	0	0	0	0
<b>TOTAL</b>		<b>49520319</b>	<b>61.37</b>	<b>9615000</b>	<b>19.42</b>	<b>11.81</b>	<b>0</b>	<b>0</b>	<b>0</b>	<b>0</b>	<b>0</b>

(\*) The term "encumbrance" has the same meaning as assigned to it in regulation 28(3) of the SAST Regulations, 2011



(D)(c)(i) Statement showing holding of securities (including shares, warrants, convertible securities) of persons belonging to the category "Public" and holding more than 1% of the total number of shares

Sr. No.	Name of the shareholder	Number of shares held	Total No. of Shares held	Shares as a percentage of total number of shares (i.e., Grand Total (A)+(B)+(C) indicated in Statement at para (i)(a) above)	Details of warrants		Details of convertible securities		Total shares (including underlying shares assuming full conversion of warrants and convertible securities) as a % of diluted share capital
					Number of warrants held	As a % total number of warrants of the same class	Number of convertible securities held	% w.r.t total number of convertible securities of the same class	
1	HDFC STANDARD LIFE INSURANCE COMPANY LIMITED PAN NO.AAACH8755L	3089770	3117439	3.86	0	0	0	0	0
	HDFCSL SHAREHOLDERS SOLVENCY MARGIN ACCOUNT PAN NO.AAACH8755L	27669							
2	HDFC TRUSTEE COMPANY LTD-A/C HDFC MID-CAPOOPORTUNITIES FUND PAN NO.AAATH1809A	2000000	2441289	3.03	0	0	0	0	0
	HDFC TRUSTEE COMPANY LIMITED-HDFC TAX SAVER FUND PAN NO.AAATH1809A	441289							
3	LIC OF INDIA MARKET PLUS 1 GROWTH FUND PAN NO.AAACL0582H	1151548	1659531	2.06	0	0	0	0	0
	LIC OF INDIA MARKET PLUS GROWTH FUND PAN NO.AAACL0582H	477983							
	LIC OF INDIA HEALTH PLUS FUND PAN NO.AAACL0582H	10000							
	LIC OF INDIA MONEY PLUS BALANCED FUND PAN NO.AAACL0582H	10000							
	LIC OF INDIA MONEY PLUS SECURED FUND PAN NO.AAACL0582H	5000							
	LIC OF INDIA CHILD FORTUNE PLUS GROWTH FUND PAN NO.AAACL0582H	4000							
	LIC OF INDIA JEEVAN SATHI PLUS GROWTH FUND PAN NO.AAACL0582H	1000							
4	BAJAJ ALLIANZ LIFE INSURANCE COMPANY LTD. PAN NO.AADCA1701E	0	1207890	1.50	0	0	0	0	0
5	KOTAK MAHINDRA (UK) LTD A/C KOTAK INDIA FOCUS FUND II PAN NO.AADCK9009R	0	1000000	1.24	0	0	0	0	0
<b>TOTAL</b>			9426149	11.68	0	0	0	0	0




**(D)(c)(ii) Statement showing holding of securities (including shares, warrants, convertible securities) of persons (together with PAC) belonging to the category "Public" and holding more than 5% of the total number of shares of the company**

Sr. No.	Name(s) of the shareholder(s) and the Persons Acting in Concert (PAC) with them	Number of shares	Shares as a percentage of total number of shares (i.e., Grand Total (A)+(B)+(C) indicated in Statement at para (I)(a) above)	Details of warrants		Details of convertible securities		Total shares (including underlying shares assuming full conversion of warrants and convertible securities) as a % of diluted share capital
				Number of warrants	As a % total number of warrants of the same class	Number of convertible securities held	% w.r.t total number of convertible securities of the same class	
1	NIL	0	0.00	0	0	0	0	0
<b>TOTAL</b>		<b>0</b>	<b>0.00</b>	<b>0</b>	<b>0</b>	<b>0</b>	<b>0</b>	<b>0</b>



(I)(d) Statement showing details of locked-in shares

Sr. No.	Name of the shareholder	Number of locked-in shares	Locked-in shares as a percentage of total number of shares (i.e., Grand Total (A)+(B)+(C) indicated in Statement at para (I)(a) above)
1	NIL	0	0.00
<b>TOTAL</b>		<b>0</b>	<b>0.00</b>



(II)(a) Statement showing details of Depository Receipts (DRs)


Sr. No.	Type of outstanding DR (ADRs, GDRs, SDRs, etc.)	Number of outstanding DRs	Number of shares underlying outstanding DRs	Shares underlying outstanding DRs as a percentage of total number of shares {i.e., Grand Total (A)+(B)+(C) indicated in Statement at para (I)(a) above}
1	NIL	0	0	0.00
<b>TOTAL</b>		<b>0</b>	<b>0</b>	<b>0.00</b>





(II)(b) Statement showing holding of Depository Receipts (DRs), where underlying shares held by "promoter/promoter group" are in excess of 1% of the total number of shares

Sr. No.	Name of the DR Holder	Type of outstanding DR (ADRs, GDRs, SDRs, etc.)	Number of shares underlying outstanding DRs	Shares underlying outstanding DRs as a percentage of total number of shares (i.e., Grand Total (A)+(B)+(C) indicated in Statement at para (I)(a) above)
1	NIL	0	0	0.00
<b>TOTAL</b>		<b>0</b>	<b>0</b>	<b>0.00</b>





**Clause 35 (1)(d) of Listing Agreement**  
**Statement showing details of Locked in shares**

**Name of the Company: Dishman Pharmaceuticals And Chemicals Limited**

**NSE : Ref.: (i) Symbol – DISHMAN (ii) Series – EQ**

**BSE: Ref: 532526**

**Quarter ended: 30<sup>TH</sup> June,2013**

<b>Sr. No.</b>	<b>Name of the Shareholder</b>	<b>Number of Locked in Shares</b>	<b>Locked in shares as a (%) percentage of total no. of shares { i.e. Grand total (A)+(B)+(C) indicated in statement at Para (I)(a) above}</b>	<b>Promoter/ Promoter group / Public</b>
1	Nil	Nil	Nil	Nil



**Dishman Pharmaceuticals and Chemicals Limited**

Registered Office: Bhadr-Raj Chambers, Swastik Cross Roads, Navrangpura, Ahmedabad – 380 009 India.

Tel: +91 (0) 79 26443053 / 26445807 Fax: +91 (0) 79 26420198