


Introductory sub-table (I)(a)			
Name of the Company: DISHMAN PHARMACEUTICALS AND CHEMICALS LIMITED			
Scrip Code, Name of the scrip, class of security:			
BSE Scrip Code : 532526	NSE - Symbol : Dishman, Series: Equity		
Quarter ended: 30th September, 2011			
Partly paid-up shares:-	No. of partly paid-up shares	As a % of total no. of partly paid-up shares	As a % of total no. of shares of the company
	Held by promoter/promoter group	0	0
Held by public	0	0	0
Total - D	0	0	0
Outstanding convertible securities:-	No. of outstanding securities	As a % of total no. of outstanding convertible securities	As a % of total no. of shares of the company, assuming full conversion of the convertible securities
	Held by promoter/promoter group	0	0
Held by public	0	0	0
Total - E	0	0	0
Warrants:-	No. of warrants	As a % of total no. of warrants	As a % of total no. of shares of the company, assuming full conversion of warrants
	Held by promoter/promoter group	0	0
Held by public	0	0	0
Total - F	0	0	0
Total paid-up capital of the company, assuming full conversion of warrants and convertible securities (Grand Total (A+B+C)+(D+E+F))	80697136	100.00	100.00




Statement Showing Shareholding Pattern

Category code	Category of Shareholder	Table (I)(a)					Shares Pledged or otherwise encumbered		
		Number of Shareholders	Total number of shares	Number of shares held in dematerialized form	As a percentage of (A+B) ¹	As a percentage of (A+B+C)	Number of shares	As a percentage	(IX) = (VIII)/(IV)*100
(I)	(II)	(III)	(IV)	(V)	(VI)	(VII)	(VIII)	(IX)	
(A)	Shareholding of Promoter and Promoter Group²								
1	Indian								
(a)	Individuals/ Hindu Undivided Family	9	48789912	48789912	60.46	60.46	0	0.00	
(b)	Central Government/ State Government(s)	0	0	0	0.00	0.00	0	0.00	
(c)	Bodies Corporate	1	600000	600000	0.74	0.74	0	0.00	
(d)	Financial Institutions/ Banks	0	0	0	0.00	0.00	0	0.00	
(e)	Any Others(Specify)	0	0	0	0.00	0.00	0	0.00	
	Sub Total(A)(1)	10	49389912	49389912	61.20	61.20	0	0.00	
2	Foreign								
a	Individuals (Non-Residents Individuals/ Foreign Individuals)	0	0	0	0.00	0.00	0	0.00	
b	Bodies Corporate	0	0	0	0.00	0.00	0	0.00	
c	Institutions	0	0	0	0.00	0.00	0	0.00	
d	Any Others(Specify)	0	0	0	0.00	0.00	0	0.00	
	Sub Total(A)(2)	0	0	0	0.00	0.00	0	0.00	
	Total Shareholding of Promoter and Promoter Group (A) = (A)(1)+(A)(2)	10	49389912	49389912	61.20	61.20	0	0.00	
(B)	Public shareholding								
1	Institutions								
(a)	Mutual Funds/ UTI	9	3566074	3566074	4.42	4.42	0	0.00	
(b)	Financial Institutions / Banks	9	2097001	2097001	2.60	2.60	0	0.00	
(c)	Central Government/ State Government(s)	0	0	0	0.00	0.00	0	0.00	
(d)	Venture Capital Funds	0	0	0	0.00	0.00	0	0.00	
(e)	Insurance Companies	0	0	0	0.00	0.00	0	0.00	
(f)	Foreign Institutional Investors	22	4932500	4932500	6.11	6.11	0	0.00	
(g)	Foreign Venture Capital Investors	0	0	0	0.00	0.00	0	0.00	
(h)	Any Other (specify)	0	0	0	0.00	0.00	0	0.00	
	Sub-Total (B)(1)	40	10595575	10595575	13.13	13.13	0	0.00	



B 2	Non-institutions												
(a)	Bodies Corporate												
(b)	Individuals	586	13511974	13511974	16.74	16.74	0						0.00
I	Individuals -i. Individual shareholders holding nominal share capital up to Rs 1 lakh												
II	ii. Individual shareholders holding nominal share capital in excess of Rs. 1 lakh.	24551	5796263	5795867	7.18	7.18	0						0.00
(c)	Any Other (specify)	3	599245	599245	0.74	0.74	0						0.00
(c-i)	clearing Member												
(c-ii)	Non Resident Indians	189	215870	215870	0.27	0.27	0						0.00
		664	588297	588297	0.73	0.73	0						0.00
	Sub-Total (B)(2)	25993	20711649	20711253	25.66	25.66	0						0.00
(B)	Total Public Shareholding (B)= (B)(1)+(B)(2)	26033	31307224	31306828	38.80	38.80	0						0.00
	TOTAL (A)+(B)	26043	80697136	80696740	100.00	100.00	0						0.00
(C)	Shares held by Custodians and against Depository Receipts have been issued												
1	Promoter and Promoter Group												
2	Public	0	0	0	0.00	0.00	0						0.00
	Sub-Total (C)	0	0	0	0.00	0.00	0						0.00
	GRAND TOTAL (A)+(B)+(C)	26043	80697136	80696740	100.00	100.00	0						0.00




(D)(b) Statement showing Shareholding of persons belonging to the category "Promoter and Promoter Group"

Sr. No.	Name of the shareholder	Total shares held		Shares pledged or otherwise encumbered		
		Number of shares	As a % of grand total +(B) +(C)	Number	As a percentage	As a % of grand total (A)+(B)+(C) of sub-clause (I)(a)
(i)	(ii)	(iii)	(iv)	(v)	(vi)=(v)/(iii)*100	(vii)
1	JANMEJAY R. VYAS	25291343	31.34	0	0.00	0.00
2	DEOHOOTI J. VYAS	10964500	13.59	0	0.00	0.00
3	ARPIT J. VYAS	12359600	15.32	0	0.00	0.00
4	MANSI J. VYAS	36500	0.05	0	0.00	0.00
5	ADITI J. VYAS	103619	0.13	0	0.00	0.00
6	BHADRA RAJ HOLDINGS PRIVATE LIMITED	600000	0.74	0	0.00	0.00
7	SANJAY S. MAJMUDAR	21650	0.03	0	0.00	0.00
8	RATNA S. MAJMUDAR	12350	0.02	0	0.00	0.00
9	ASHOK C. GANDHI	150	0.00	0	0.00	0.00
10	ANIP A. GANDHI	200	0.00	0	0.00	0.00
TOTAL		49389912	61.20	0	0.00	0.00



(D)(c) Statement showing Shareholding of persons belonging to the category "Public" and holding more than 1% of the total number of shares

Sr. No.	Name of the shareholder	Number of shares	Shares as a percentage of total number of shares {i.e., Grand Total (A)+(B)+(C) indicated in Statement at para (I)(a) above}
1	HDFC STANDARD LIFE INSURANCE COMPANY LIMITED	5598819	6.94
2	BIRLA SUN LIFE INSURANCE COMPANY LIMITED	3978323	4.93
3	BAJAJ ALLIANZ LIFE INSURANCE COMPANY LTD.	1871790	2.32
4	FEDERATED KAUFMANN FUND	1209469	1.50
5	LIC OF INDIA MARKET PLUS-I	1151548	1.43
6	KOTAK INDIA FOCUS FUND	1000000	1.24
7	KOTAK MAHINDRA (UK) LTD A/C KOTAK INDIA FOCUSFUND II	1000000	1.24
8	HDFC TRUSTEE COMPANY LTD A/C HDFC MID-CAPOPPORTUNITIES FUND	846375	1.05
	TOTAL	16656324	20.64




(D)(d) Statement showing details of locked-in shares

Sr. No.	Name of the shareholder	Number of locked-in shares	Locked-in shares as a percentage of total number of shares {i.e., Grand Total (A)+(B)+(C) indicated in Statement at para (D)(a) above}
1	NOT APPLICABLE		
2			
3			
4			
5			
6			
7			
8			
9			
TOTAL			



(II)(a) Statement showing details of Depository Receipts (DRs)

Sr. No.	Type of outstanding DR (ADRs, GDRs, SDRs, etc.)	Number of outstanding DRs	Number of shares underlying outstanding DRs	Shares underlying outstanding DRs as a percentage of total number of shares {i.e., Grand Total (A)+(B)+(C) indicated in Statement at para (D)(a) above}
1	NOT APPLICABLE			
2				
3				
4				
5				
6				
7				
8				
9				
TOTAL				



(II)(b) Statement showing holding of Depository Receipts (DRs), where underlying shares held by "promoter/promoter group" are in excess of 1% of the total number of shares			
Sr. No.	Name of the DR Holder	Type of outstanding DR (ADRs, GDRs, SDRs, etc.)	Number of shares underlying outstanding DRs
1	NOT APPLICABLE		
2			
3			
4			
5			
6			
7			
8			
9			
TOTAL			

Shares underlying outstanding DRs as a percentage of total number of shares {i.e., Grand Total (A)+(B)+(C) indicated in Statement at para (I)(a) above}

