


Introductory sub-table (I)(a)			
Name of the Company: DISHMAN PHARMACEUTICALS AND CHEMICALS LIMITED			
Scrp Code, Name of the scrip, class of security:			
BSE - 532526	NSE : Symbol : DISHMAN, Series: Equity		
Quarter ended: 30th September,2012			
Partly paid-up shares:-	No. of partly paid-up shares	As a % of total no. of partly paid-up shares	As a % of total no. of shares of the company
Held by promoter/promoter group	0	0	0
Held by public	0	0	0
Total	0	0	0
Outstanding convertible securities:	No. of outstanding securities	As a % of total no. of outstanding convertible securities	As a % of total no. of shares of the company, assuming full conversion of the convertible securities
Held by promoter/promoter group	0	0	0
Held by public	0	0	0
Total	0	0	0
Warrants:-	No. of warrants	As a % of total no. of warrants	As a % of total no. of shares of the company, assuming full conversion of warrants
Held by promoter/promoter group	0	0	0
Held by public	0	0	0
Total	0	0	0
Total paid-up capital of the company, assuming full conversion of warrants and convertible securities	80697136	100%	0



Statement Showing Shareholding Pattern

Category code	Category of Shareholder	Table (I)(a)						Shares Pledged or otherwise encumbered	
		Number of Shareholders	Total number of shares	Number of shares held in dematerialized form	Total shareholding as a percentage of total number of shares		Number of shares	As a percentage	
					As a percentage of (A+B) ¹	As a percentage of (A+B+C)			
(I)	(II)	(III)	(IV)	(V)	(VI)	(VII)	(VIII)	(IX) = (VIII)/(IV)*100	
(A)	Shareholding of Promoter and Promoter Group²								
1	Indian								
(a)	Individuals/ Hindu Undivided Family	9	48913440	48913440	60.61	60.61	3870000	7.91	
(b)	Central Government/ State Government(s)	0	0	0	0.00	0.00	0	0.00	
(c)	Bodies Corporate	1	600000	600000	0.74	0.74	0	0.00	
(d)	Financial Institutions/ Banks	0	0	0	0.00	0.00	0	0.00	
(e)	Any Others(Specify)	0	0	0	0.00	0.00	0	0.00	
	Sub Total(A)(1)	10	49513440	49513440	61.36	61.36	3870000	7.82	
2	Foreign								
a	Individuals (Non-Residents Individuals/ Foreign Individuals)	0	0	0	0.00	0.00	0	0.00	
b	Bodies Corporate	0	0	0	0.00	0.00	0	0.00	
c	Institutions	0	0	0	0.00	0.00	0	0.00	
d	Qualified Foreign Investor	0	0	0	0.00	0.00	0	0.00	
e	Any Others(Specify)	0	0	0	0.00	0.00	0	0.00	
	Sub Total(A)(2)	0	0	0	0.00	0.00	0	0.00	
1	Total Shareholding of Promoter and	10	49513440	49513440	61.36	61.36	3870000	7.82	
(B)	Public shareholding								
1	Institutions								
(a)	Mutual Funds/ UTI	7	3303472	3303472	4.09	4.09	0	0.00	
(b)	Financial Institutions/ Banks	10	1877159	1877159	2.33	2.33	0	0.00	
(c)	Central Government/ State Government(s)	0	0	0	0.00	0.00	0	0.00	
(d)	Venture Capital Funds	0	0	0	0.00	0.00	0	0.00	
(e)	Insurance Companies	0	0	0	0.00	0.00	0	0.00	
(f)	Foreign Institutional Investors	25	5169419	5169419	6.41	6.41	0	0.00	
(g)	Foreign Venture Capital Investors	0	0	0	0.00	0.00	0	0.00	
(h)	Qualified Foreign Investor	0	0	0	0.00	0.00	0	0.00	
(i)	Any Other (specify)	0	0	0	0.00	0.00	0	0.00	
	Sub-Total (B)(1)	42	10350050	10350050	12.83	12.83	0	0.00	



(I)(b) Statement showing holding of securities (including shares, warrants, convertible securities) of persons belonging to the category "Promoter and Promoter Group"


Sr. No.	Name of the shareholder	Details of Shares held		Encumbered shares (*)			Details of warrants		Details of convertible securities		Total shares (including underlying shares assuming full conversion of warrants and convertible securities) as a % of diluted share capital
		Number of shares held	As a % of grand total (A)+(B)+(C)	No.	As a percentage	As a % of grand total (A)+(B)+(C) of sub-clause (I)(a)	Number of warrants held	As a % total number of warrants of the same class	Number of convertible securities held	As a % total number of convertible securities of the same class	
(i)	(ii)	(iii)	(iv)	(v)	$(vi) = (v)/(iii) * 100$	(vii)	(viii)	(ix)	(x)	(xi)	(xii)
1	JANMEJAY RAJNIKANT VYAS	25414871	31.49	3870000	15.23	4.80	0.00	0.00	0.00	0.00	0.00
2	ARPIT JANMEJAY VYAS	12359600	15.32	0.00	0.00	0.00	0.00	0.00	0.00	0.00	0.00
3	DEOHOOTI JANMEJAY VYAS	10964500	13.59	0.00	0.00	0.00	0.00	0.00	0.00	0.00	0.00
4	BHADR- RAJ HOLDINGS PVT. LTD	600000	0.74	0.00	0.00	0.00	0.00	0.00	0.00	0.00	0.00
5	ADITI JANMEJAY VYAS	103619	0.13	0.00	0.00	0.00	0.00	0.00	0.00	0.00	0.00
6	MANSI JANMEJAY VYAS	36500	0.05	0.00	0.00	0.00	0.00	0.00	0.00	0.00	0.00
7	SANJAY S. MAJMUDAR	21650	0.03	0.00	0.00	0.00	0.00	0.00	0.00	0.00	0.00
8	RATNA S. MAJMUDAR	12350	0.02	0.00	0.00	0.00	0.00	0.00	0.00	0.00	0.00
9	ASHOK C. GANDHI	150	0.00	0.00	0.00	0.00	0.00	0.00	0.00	0.00	0.00
10	ANIP A. GANDHI	200	0.00	0.00	0.00	0.00	0.00	0.00	0.00	0.00	0.00
	TOTAL	49513440	61.37	3870000	7.82	4.80	0	0	0	0	0.00

(*) The term "encumbrance" has the same meaning as assigned to it in regulation 28(3) of the SEBI Regulations, 2011



(I)(c)(i) Statement showing holding of securities (including shares, warrants, convertible securities) of persons belonging to the category "Public" and holding more than 1% of the total number of shares

Sr. No.	Name of the shareholder	No. of Shares held	Total Number of shares held	Shares as a percentage of total number of shares (i.e., Grand Total (A)+(B)+(C) indicated in Statement at para (I)(a) above)	Details of warrants		Details of convertible securities		Total shares (including underlying shares assuming full conversion of warrants and convertible securities) as a % of diluted share capital
					Number of warrants held	As a % total number of warrants of the same class	Number of convertible securities held	% w.r.t total number of convertible securities of the same class	
1	HDFC STANDARD LIFE INSURANCE COMPANY LIMITED PAN NO. AAACH8755L	4698683	4726352	5.86	0.00	0.00	0.00	0.00	0.00
	HDFCSL SHAREHOLDERS SOLVANCY MARGIN A/C PAN NO. AAACH8755L	27669							
2	HDFC TRUSTEE COMPANY LIMITED - HDFC MID -CAP OPPORTUNITIES FUND PAN NO. AAATH1809A	2000000	2830353	3.51	0.00	0.00	0.00	0.00	0.00
	HDFC TRUSTEE COMPANY LIMITED - HDFC TAX SAVER FUND PAN NO. AAATH1809A	830353							
3	BAJAJ ALLIANZ LIFE INSURANCE COMPANY LIMITED PAN NO. AADCA1701E	0	2285790	2.83	0.00	0.00	0.00	0.00	0.00
4	LIC OF INDIA MARKET PLUS 1 GROWTH FUND PAN NO. AAACL0582H	1151548	1659531	2.06	0.00	0.00	0.00	0.00	0.00
	LIC OF INDIA MARKET PLUS GROWTH FUND PAN NO. AAACL0582H	477983							
	LIC OF INDIA HEALTH PLUS FUND PAN NO. AAACL0582H	10000							
	LIC OF INDIA CHILD FORTUNE PLUS GROWTH FUND PAN NO. AAACL0582H	4000							
	LIC OF INDIA MONEY PLUS SECURED FUND PAN NO. AAACL0582H	5000							



	LIC OF INDIA MONEY PLUS BALANCED FUND PAN NO. AAACL0582H	10000							
	LIC OF INDIA JEEVAN SAATHI PLUS GROWTH FUND PAN NO. AAACL0582H	1000							
5	KOTAK INDIA FOCUS FUND PAN NO. AADCK9973A	0	1000000	1.24	0.00	0.00	0.00	0.00	0.00
6	KOTAK MAHINDRA (UK) LTD A/C KOTAK INDIA FOCUS FUND II PAN NO. AADCK9009R	0	1000000	1.24	0.00	0.00	0.00	0.00	0.00
TOTAL			13502026	16.74	0.00	0.00	0.00	0.00	0.00




(D)(c)(ii) Statement showing holding of securities (including shares, warrants, convertible securities) of persons (together with PAC) belonging to the category "Public" and holding more than 5% of the total number of shares of the company

Sr. No.	Name(s) of the shareholder(s) and the Persons Acting in Concert (PAC) with them	No of Shares	Total Number of shares	Shares as a percentage of total number of shares (i.e., Grand Total (A)+(B)+(C) indicated in Statement at para (I)(a) above)	Details of warrants		Details of convertible securities		Total shares (including underlying shares assuming full conversion of warrants and convertible securities) as a % of diluted share capital
					Number of warrants	As a % total number of warrants of the same class	Number of convertible securities held	% w.r.t total number of convertible securities of the same class	
1	HDFC STANDARD LIFE INSURANCE COMPANY LIMITED PAN NO. AAACH8755L	4698683	4726352	5.86	0.00	0.00	0.00	0.00	0.00
	HDFCSL SHAREHOLDERS SOLVANCY MARGIN A/C PAN NO. AAACH8755L	27669							
TOTAL			4726352	5.86	0.00	0.00	0.00	0.00	0.00



(I)(d) Statement showing details of locked-in shares

Sr. No.	Name of the shareholder	Number of locked-in shares	Locked-in shares as a percentage of total number of shares (i.e., Grand Total (A)+(B)+(C) indicated in Statement at para (I)(a) above)
1	NIL	0	0.00
TOTAL		0	0.00



(II)(a) Statement showing details of Depository Receipts (DRs)

Sr. No.	Type of outstanding DR (ADRs, GDRs, SDRs, etc.)	Number of outstanding DRs	Number of shares underlying outstanding DRs	Shares underlying outstanding DRs as a percentage of total number of shares (i.e., Grand Total (A)+(B)+(C) indicated in Statement at para (I)(a) above)
1	NIL	0.00	0.00	0.00
TOTAL		0.00	0.00	0.00

