



Introductory sub-table (I)(a)			
Name of the Company: DISHMAN PHARMACEUTICALS AND CHEMICALS LIMITED			
Scrip Code, Name of the scrip, class of security:			
BSE Scrip Code : 532526	NSE - Symbol : Dishman , Series : Equity		
Quarter ended: 31st March,2012			
Partly paid-up shares:-	No. of partly paid-up shares	As a % of total no. of partly paid-up shares	As a % of total no. of shares of the company
Held by promoter/promoter group	NIL	NIL	NIL
Held by public	NIL	NIL	NIL
Total - D	NIL	NIL	NIL
Outstanding convertible securities:	No. of outstanding securities	As a % of total no. of outstanding convertible securities	As a % of total no. of shares of the company, assuming full conversion of the convertible securities
Held by promoter/promoter group	NIL	NIL	NIL
Held by public	NIL	NIL	NIL
Total - E	NIL	NIL	NIL
Warrants:-	No. of warrants	As a % of total no. of warrants	As a % of total no. of shares of the company, assuming full conversion of warrants
Held by promoter/promoter group	NIL	NIL	NIL
Held by public	NIL	NIL	NIL
Total - F	NIL	NIL	NIL
Total paid-up capital of the company, assuming full conversion of warrants and convertible securities	80697136	100%	100%




Statement Showing Shareholding Pattern

Table (I)(a)								
Category code	Category of Shareholder	Number of Shareholders	Total number of shares	Number of shares held in dematerialized form	Total shareholding as a percentage of total number of shares		Shares Pledged or otherwise encumbered	
					As a percentage of (A+B) ¹	As a percentage of (A+B+C)	Number of shares	As a percentage
(I)	(II)	(III)	(IV)	(V)	(VI)	(VII)	(VIII)	(IX) = (VIII)/(IV)*100
(A)	Shareholding of Promoter and							
1	Indian							
(a)	Individuals/ Hindu Undivided Family	9	48913440	48913440	60.61	60.61	2470000	5.05
(b)	Central Government/ State Government(s)	0	0	0	0.00	0.00	0	0.00
(c)	Bodies Corporate	1	600000	600000	0.74	0.74	0	0.00
(d)	Financial Institutions/ Banks	0	0	0	0.00	0.00	0	0.00
(e)	Any Others(Specify)	0	0	0	0.00	0.00	0	0.00
	Sub Total(A)(1)	10	49513440	49513440	61.36	61.36	2470000	4.99
2	Foreign							
a	Individuals (Non-Residents Individuals/ Foreign Individuals)	0	0	0	0.00	0.00	0	0.00
b	Bodies Corporate	0	0	0	0.00	0.00	0	0.00
c	Institutions	0	0	0	0.00	0.00	0	0.00
d	Any Others(Specify)	0	0	0	0.00	0.00	0	0.00
	Sub Total(A)(2)	0	0	0	0.00	0.00	0	0.00
	Total Shareholding of Promoter	10	49513440	49513440	61.36	61.36	2470000	4.99
(B)	Public shareholding							
1	Institutions							
(a)	Mutual Funds/ UTI	7	3040243	3040243	3.77	3.77	0	0.00
(b)	Financial Institutions/ Banks	10	2125091	2125091	2.63	2.63	6560	0.31
(c)	Central Government/ State Government(s)	0	0	0	0.00	0.00	0	0.00
(d)	Venture Capital Funds	0	0	0	0.00	0.00	0	0.00
(e)	Insurance Companies	0	0	0	0.00	0.00	0	0.00
(f)	Foreign Institutional Investors	16	2651961	2651961	3.29	3.29	0	0.00
(g)	Foreign Venture Capital Investors	0	0	0	0.00	0.00	0	0.00
(h)	Any Other (specify)	0	0	0	0.00	0.00	0	0.00
	Sub-Total (B)(1)	33	7817295	7817295	9.69	9.69	6560	0.08




B 2	Non-institutions						
(a)	Bodies Corporate	582	12834797	12834797	15.90	15.90	802556
(b)	Individuals						
I	Individuals -i. Individual shareholders holding nominal share capital up to Rs. 1 lakh	27493	8191468	8191072	10.15	10.15	263429
II	ii. Individual shareholders holding nominal share capital in excess of Rs. 1 lakh.	9	1147041	1147041	1.42	1.42	76110
(c)	Any Other (specify)						
(c-i)	Clearing Member	208	546087	546087	0.68	0.68	128975
(c-ii)	Non Resident Indians	659	647008	647008	0.80	0.80	0
	Sub-Total (B)(2)	28951	23366401	23366005	28.96	28.96	1271070
(B)	Total Public Shareholding (B)= (B)(1)+(B)(2)	28984	31183696	31183300	38.64	38.64	1277630
	TOTAL (A)+(B)	28994	80697136	80696740	100.00	100.00	3747630
(C)	Shares held by Custodians and against which Depository Receipts have been issued						
1	Promoter and Promoter Group	0	0	0	0	0.00	0
2	Public	0	0	0	0	0.00	0
	Sub-Total (C)	0	0	0	0	0	0.00
	GRAND TOTAL (A)+(B)+(C)	28994	80697136	80696740	100.00	100.00	3747630



(1)(b) Statement showing holding of securities (including shares, warrants, convertible securities) of persons belonging to the category "Promoter and Promoter Group"


Sr. No.	Name of the shareholder	Details of Shares held		Encumbered shares (*)			Details of warrants		Details of convertible securities		Total shares (including underlying shares assuming full conversion of warrants and convertible securities) as a % of diluted share capital
		Number of shares held	As a % of grand total (A) +(B) +(C)	No.	As a percentage	As a % of grand total (A)+(B)+(C) of sub-clause (I)(a)	Number of warrants held	As a % total number of warrants of the same class	Number of convertible securities held	As a % total number of convertible securities of the same class	
(i)	(ii)	(iii)	(iv)	(v)	$(vi) = (v)/(iii) * 100$	(vii)	(viii)	(ix)	(x)	(xi)	(xii)
1	JANMEJAY RAJNIKANT VYAS	25414871	31.49	2470000	9.72	3.06	0.00	0.00	0.00	0.00	0.00
2	ARPIT JANMEJAY VYAS	12359600	15.32	0.00	0.00	0.00	0.00	0.00	0.00	0.00	0.00
3	DEOHOO TI JANMEJAY VYAS	10964500	13.39	0.00	0.00	0.00	0.00	0.00	0.00	0.00	0.00
4	ADITI JANMEJAY VYAS	103619	0.13	0.00	0.00	0.00	0.00	0.00	0.00	0.00	0.00
5	MANSI JANMEJAY VYAS	36500	0.05	0.00	0.00	0.00	0.00	0.00	0.00	0.00	0.00
6	BHADRA- RAJ HOLDINGS PRIVATE LIMITED	600000	0.74	0.00	0.00	0.00	0.00	0.00	0.00	0.00	0.00
7	SANJAY MAJMUDAR	21650	0.03	0.00	0.00	0.00	0.00	0.00	0.00	0.00	0.00
8	RATNA SANJAY MAJMUDAR	12350	0.02	0.00	0.00	0.00	0.00	0.00	0.00	0.00	0.00
9	ASHOK C. GANDHI	150	0.00	0.00	0.00	0.00	0.00	0.00	0.00	0.00	0.00
10	ANIP ASHOK GANDHI	200	0.00	0.00	0.00	0.00	0.00	0.00	0.00	0.00	0.00
TOTAL		49513449	61.36	2470000	4.99	3.06	0	0	0	0	0

(*) The term "encumbrance" has the same meaning as assigned to it in regulation 28(3) of the SEBI Regulations, 2011




(I)(c)(i) Statement showing holding of securities (including shares, warrants, convertible securities) of persons belonging to the category "Public" and holding more than 1% of the total number of shares

Sr. No.	Name of the shareholder	Number of shares held	Shares as a percentage of total number of shares (i.e., Grand Total (A)+(B)+(C) indicated in Statement at para (I)(a) above)	Details of warrants		Details of convertible securities		Total shares (including underlying shares assuming full conversion of warrants and convertible securities) as a % of diluted share capital
				Number of warrants held	As a % total number of warrants of the same class	Number of convertible securities held	% w.r.t total number of convertible securities of the same class	
1	HDFC STANDARD LIFE INSURANCE COMPANY LIMITED	5626488	6.97	0	0	0	0	0
2	HDFC TRUSTEE COMPANY LTD- HDFC CORE AND SATELLITE FUND	2700924	3.35	0	0	0	0	0
3	BAJAJ ALLIANZ LIFE INSURANCE COMPANY LTD.	2285790	2.83	0	0	0	0	0
4	BIRLA SUN LIFE INSURANCE COMPANY LIMITED	2120884	2.63	0	0	0	0	0
5	LIC OF INDIA CHILD FORTUNE PLUS GROWTH FUND	1659531	2.06	0	0	0	0	0
6	KOTAK INDIA FOCUS FUND	1000000	1.24	0	0	0	0	0
7	KOTAK MAHINDRA (UK) LTD A/C KOTAK INDIA FOCUS FUND II	1000000	1.24	0	0	0	0	0
TOTAL		16393617	20.31	0	0	0	0	0




(1)(c)(ii) Statement showing holding of securities (including shares, warrants, convertible securities) of persons (together with PAC) belonging to the category "Public" and holding more than 5% of the total number of shares of the company

Sr. No.	Name(s) of the shareholder(s) and the Persons Acting in Concert (PAC) with them	Number of shares	Shares as a percentage of total number of shares (i.e., Grand Total (A)+(B)+(C) indicated in Statement at para (I)(a) above)	Details of warrants		Details of convertible securities		Total shares (including underlying shares assuming full conversion of warrants and convertible securities) as a % of diluted share capital
				Number of warrants	As a % total number of warrants of the same class	Number of convertible securities held	% w.r.t total number of convertible securities of the same class	
1	HDFCSL SHAREHOLDERS SOLVENCY MARGIN ACCOUNT	5626488	6.97	0	0	0	0	0
TOTAL		5626488	6.97	0	0	0	0	0




(I)(d) Statement showing details of locked-in shares

Sr. No.	Name of the shareholder	Number of locked-in shares	Locked-in shares as a percentage of total number of shares (i.e., Grand Total (A)+(B)+(C) indicated in Statement at para (I)(a) above)
	NIL	NIL	NIL
TOTAL		0	0.00



(II)(a) Statement showing details of Depository Receipts (DRs)

Sr. No.	Type of outstanding DR (ADRs, GDRs, SDRs, etc.)	Number of outstanding DRs	Number of shares underlying outstanding DRs	Shares underlying outstanding DRs as a percentage of total number of shares (i.e., Grand Total (A)+(B)+(C) indicated in Statement at para (I)(a) above)
1	NIL	NIL	NIL	NIL
TOTAL		0	0	0.00



(II)(b) Statement showing holding of Depository Receipts (DRs), where underlying shares held by "promoter/promoter group" are in excess of 1% of the total number of shares

Sr. No.	Name of the DR Holder	Type of outstanding DR (ADRs, GDRs, SDRs, etc.)	Number of shares underlying outstanding DRs	Shares underlying outstanding DRs as a percentage of total number of shares (i.e., Grand Total (A)+(B)+(C) indicated in Statement at para (I)(a) above)
	NIL	NIL	NIL	NIL
TOTAL				

